

Stokes' second problem and reduction of inertia in active fluids

Jonasz Słomka,¹ Alex Townsend,² and Jörn Dunkel¹

¹*Department of Mathematics, Massachusetts Institute of Technology, 77 Massachusetts Avenue, Cambridge, Massachusetts 02139-4307, USA*

²*Department of Mathematics, Cornell University, Ithaca, New York 14853, USA*



(Received 4 June 2017; revised manuscript received 19 March 2018; published 22 October 2018)

We study a generalized Navier-Stokes model describing the coherent thin-film flows in semiconcentrated suspensions of ATP-driven microtubules or swimming cells that are enclosed by a moving ring-shaped container. Considering Stokes' second problem, which concerns the motion of an oscillating boundary, our numerical analysis predicts that a periodically rotating ring will oscillate at a higher frequency in an active fluid than in a passive fluid, due to an activity-induced reduction of the fluid inertia. In the case of a freely suspended fluid-container system that is isolated from external forces or torques, active-fluid stresses can induce large fluctuations in the container's angular momentum if the confinement radius matches certain multiples of the intrinsic vortex size of the active suspension. This effect could be utilized to transform collective microscopic swimmer activity into macroscopic motion in optimally tuned geometries.

DOI: [10.1103/PhysRevFluids.3.103304](https://doi.org/10.1103/PhysRevFluids.3.103304)

I. INTRODUCTION

Pendulums swinging in air or water exhibit periods longer than those predicted based on gravity and buoyancy [1,2]. In his famous mid-19th century work [1], Stokes resolved the discrepancy by postulating an additional parameter, the index of friction (viscosity), in the hydrodynamic equations that now bear his name. Building on this insight, Stokes was able to calculate the terminal velocity of sedimenting globules set by the viscous drag, providing a partial explanation for the suspension of clouds [3]. Since then, the term *Stokes' problems* (SPs) has become synonymous with the investigation of objects that move either uniformly or in an oscillatory manner through a liquid [4,5]. Nowadays, the traditional SPs provide important reference points for the rheology of active fluids, such as water-based solutions driven by swimming bacteria [6,7] or microtubule networks [8,9]. Recent experiments show that sufficiently dense bacterial suspensions can significantly reduce the drag experienced by a moving sphere [10] or rotated cylindrical walls [11]. Several theories have been proposed to rationalize the observed decrease in shear viscosity, ranging from microscopic and Fokker-Planck-based approaches [12–15] for dilute suspensions to active liquid crystal continuum models [16–20] and phenomenological generalized Navier-Stokes equations for semiconcentrated suspensions [21]. By contrast, the effects of oscillatory boundary conditions, Stokes' second problem, have thus far only been partially explored in dilute active fluids [22]. Therefore, it is currently unknown how the collective microbial swimming dynamics in dense suspensions, which typically exhibit active turbulence with characteristic vortex length scale Λ and correlation time τ [7,8,23–27], interacts with oscillating boundaries. In particular, it is not known how the frequency of a pendulum is altered by the presence of an active-fluid component. Here we will show that activity effectively reduces the fluid inertia, thus increasing the frequency relative to that of an identical pendulum swinging in water.

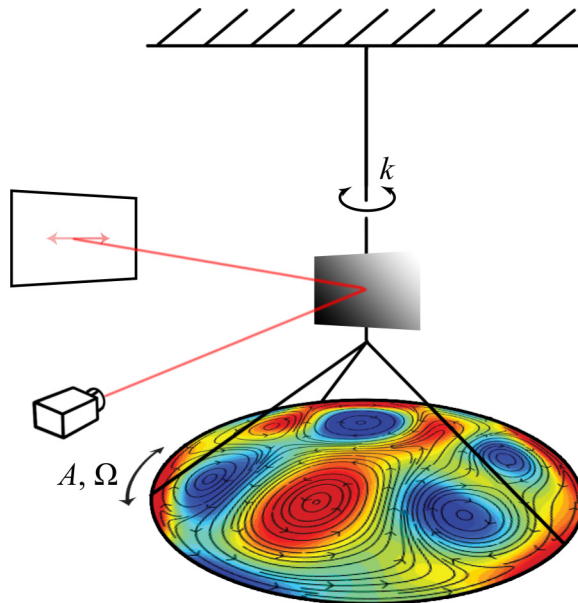


FIG. 1. Sketch of the proposed active-fluid analog of the Andronikashvili experiment [33]. A rigid ring suspended on a torsional spring with the spring constant k is filled with a thin-film active fluid that obeys Eq. (1). We study the fluid-ring interaction in three scenarios: boundary held fixed ($k = \infty$, Fig. 2), oscillatory motion of the ring induced by the torsional spring ($0 < k < \infty$, Fig. 3), and the response of the ring solely to the fluid stresses ($k = 0$, Fig. 5).

To explore Stokes' second problem in the context of active fluids, we investigate a generalized Navier-Stokes model [21,28–31] describing semiconcentrated active fluids that are subject to either oscillating boundary conditions or confined by a container that can respond freely to the internal fluid stresses. Inspired by recent experiments [6,32], we will specifically consider free-standing thin liquid films enclosed by a ring-shaped container of radius R attached to a torsional spring of stiffness k (Fig. 1). For containers periodically forced by a sufficiently stiff spring, our simulations predict an activity-induced reduction of the fluid inertia due to a lowered bulk viscosity [10,11,14] and hence a decrease in the oscillation period. The experimental setup proposed in Fig. 1 is the active-fluid analog of the Andronikashvili experiment [33] used to measure the rotational oscillation frequency of a container filled with liquid helium. In the quantum case, decreasing the temperature leads to an increase in the ratio of the superfluid helium relative to the normal fluid phase. Since the superfluid phase decouples from the container dynamics, a decrease in temperature effectively reduces the oscillator mass [34,35], causing a measurable increase in the angular oscillation frequency. Our numerical results in Sec. III predict that active stresses can have a qualitatively similar effect since topological defects in the bulk stress field can effectively decouple the bulk flow dynamics from the container.

In the limit of a soft torsional spring ($k \rightarrow 0$), the same setup could be used to extract work from the collective microbial dynamics in an active fluid. Two recent experiments on bacterial [36] and microtubule [37] suspensions under channel confinement showed that active liquids can spontaneously achieve persistent circulation by exerting net forces on boundaries [21,38–40]. Such nonequilibrium force generation raises interesting questions as to the combined dynamics of isolated active-fluid–container systems [41], implying a natural extension of the classic SPs. Whereas for passive fluids viscous friction eventually suppresses any container motion, active fluids can continually transform chemical into kinetic energy. This suggests that, under suitable conditions, mesoscopic bulk fluid vortices arising from collective microbial swimming could

induce macroscopic fluctuations in the container's angular momentum, realizing an approximate nonequilibrium analog of the Einstein–de Haas (EdH) effect [42]. In this crude analogy, the angular momenta of the bacterial vortices assume the role of the magnetic spin degrees of freedom, whose collective dynamics induces a measurable angular net motion of the macroscopic sample. Our analysis in Sec. IV for freely suspended containers ($k \rightarrow 0$) driven by active-fluid stresses indeed predicts that large resonant angular momentum fluctuations and hence work extraction can be achieved by tuning the container's diameter and the fluid-container mass ratio.

II. MODEL AND NUMERICAL METHODS

The subsequent analysis is based on a phenomenological higher-order stress model for actively driven solvent flow introduced in Refs. [21,43]. The energy transport characteristics of the resulting generalized Navier-Stokes equations (Sec. II A) on periodic two-dimensional (2D) and 3D periodic domains were characterized in earlier work [29–31]. Here we extend these studies to circular domains with stationary and explicitly time-dependent boundary conditions by making use of the recently developed double Fourier sphere spectral method [44] (Sec. II B). We note that conceptually similar higher-order partial differential equations (PDEs) have been successfully applied recently in the context of ionic liquids [45,46]. Furthermore, closely related higher-order Navier-Stokes models have also been studied previously in the context of soft-mode turbulence, seismic waves [28,47,48], and magnetohydrodynamic turbulence [49], so the results below may have implications for these systems as well.

A. Generalized Navier-Stokes equations for actively driven solvent flow

We consider a passive incompressible solvent, such as water, driven by active stresses as generated by swimming bacteria [25], ATP-powered microtubule bundles [8,37], or chemically or thermally propelled Janus particles [50,51]. The dynamics of the solvent velocity field $\mathbf{v}(t, \mathbf{x})$ is described by the effective Navier-Stokes equations [21,29–31]

$$\nabla \cdot \mathbf{v} = 0, \quad (1a)$$

$$\partial_t \mathbf{v} + \mathbf{v} \cdot \nabla \mathbf{v} = -\nabla p + \nabla \cdot \boldsymbol{\sigma}, \quad (1b)$$

where $p(t, \mathbf{x})$ is the local pressure. The stress tensor $\boldsymbol{\sigma}(t, \mathbf{x})$ comprises passive and active contributions, representing the intrinsic solvent fluid viscosity and stresses exerted by the microswimmers on the fluid [52–55]. As shown recently [29], a minimal linear extension of the usual Navier-Stokes for passive Newtonian fluids,

$$\boldsymbol{\sigma} = (\Gamma_0 - \Gamma_2 \nabla^2 + \Gamma_4 \nabla^4) [\nabla \mathbf{v} + (\nabla \mathbf{v})^\top], \quad (1c)$$

suffices to quantitatively reproduce experimentally measured bulk flow correlations in bacterial and microtubule suspensions [7,8,23–25,27]. The empirical fit parameters $\Gamma_0 > 0$, $\Gamma_2 < 0$, and $\Gamma_4 > 0$ determine the most unstable mode corresponding to the characteristic vortex size $\Lambda = \pi \sqrt{2\Gamma_4 / -\Gamma_2}$, the typical growth timescale τ , and the bandwidth κ of the unstable wave-number range [29]

$$\tau = \left[\frac{\Gamma_2}{2\Gamma_4} \left(\Gamma_0 - \frac{\Gamma_2^2}{4\Gamma_4} \right) \right]^{-1}, \quad \kappa = \left(\frac{-\Gamma_2}{\Gamma_4} - 2\sqrt{\frac{\Gamma_0}{\Gamma_4}} \right)^{1/2}.$$

The typical vortex circulation speed is $U = 2\pi\Lambda/\tau$. The bandwidth κ controls the active-fluid mixing and spectral energy transport from smaller to larger scales [29]. We choose (Λ, τ, κ) to characterize active flow structures, as these parameters can be directly inferred from experimental data [29]. Length and time will be measured in units of Λ and τ from now on. The higher-order terms in the generalized Navier-Stokes (GNS) model (1) can be interpreted as a wavelength-dependent

viscosity [56,57]. A closely related active-turbulence model with piecewise constant wavelength-dependent viscosity was recently studied in Ref. [58]. In this class of models, the advective nonlinearity is essential for transporting energy from the active negative-viscosity [30,58,59] modes to the dissipative long- and short-wavelength modes.

The GNS equations (1) aim to describe an experimentally relevant intermediate regime [6,8], in which the swimmer concentration is sufficiently high to achieve collective dynamics but still sufficiently low so that energy transfer due to nonlinearities arising from polar or nematic ordering potentials [54] can be neglected. In this intermediate regime, hydrodynamic advection can be the dominant nonlinearity and may not be ignored *a priori*. The standard argument for neglecting the advection in Stokes flow models is based on the typical bacterial vortex size $\Lambda \approx 100 \mu\text{m}$, collective swimming speed $U \approx 100 \mu\text{m s}^{-1}$ [7], and the kinematic viscosity of water $10^{-6} \text{ m}^2 \text{ s}^{-1}$, which yields the Reynolds number $\text{Re} \approx O(10^{-2})$. However, this consideration does not account for the presence of active stresses that might locally cancel the passive stresses, so the net local stress contribution to the dynamics can become small relative to advection. Such cancellations could potentially be relevant in the so-called bacterial superfluids [11,22,60]. To quantify the local strength of the nonlinear advection relative to the linear stress terms in our simulations, we define the effective Reynolds-number field

$$\text{Re}(t, \mathbf{x}) = \frac{\|\mathbf{v} \cdot \nabla \mathbf{v}\|_2}{\|\nabla \cdot \boldsymbol{\sigma}\|_2}, \quad (2)$$

which measures the ratio of inertial to viscous and active forces at a given time and position. The effective mean Reynolds number $\langle \text{Re} \rangle$ for statistically stationary flows is then defined as the average of $\text{Re}(t, \mathbf{x})$ over space and time.

Focusing on a planar disk domain of radius R , we can rewrite Eqs. (1) in the vorticity–stream-function form

$$\partial_t \omega + \nabla \omega \wedge \nabla \psi = \Gamma_0 \nabla^2 \omega - \Gamma_2 \nabla^4 \omega + \Gamma_4 \nabla^6 \omega, \quad (3a)$$

$$\nabla^2 \psi = -\omega, \quad (3b)$$

where the vorticity pseudoscalar $\omega = \nabla \wedge \mathbf{v} = \epsilon_{ij} \partial_i v_j$ is defined in terms of the 2D Levi-Civita tensor ϵ_{ij} and ψ is the stream function. In polar coordinates (r, θ) , one recovers the radial and azimuthal velocity components from $v_r = (1/r) \partial_\theta \psi$ and $v_\theta = -\partial_r \psi$. An impermeable container wall imposes the radial boundary condition $v_r(t, R, \theta) = 0$. The tangential component satisfies the no-slip condition $v_\theta(t, R, \theta) = V(t)$. We will consider three cases: a stationary boundary $V(t) = 0$, periodic forcing $V(t) \approx A \cos(\Omega t)$, and freely suspended boundaries, where the fluid stresses induce a rigid-body motion $V(t)$ of the container. Additionally, we fix soft higher-order boundary conditions $\nabla^2 \omega(R, \theta) = \nabla^4 \omega(R, \theta) = 0$ throughout, which have been shown previously to reproduce the experimentally observed bulk flow dynamics and viscosity reduction in rectangular shear geometries [21].

B. Numerical method and stationary boundary

To solve Eq. (3) numerically with spectral accuracy, we implemented a recently developed disk analog of the double Fourier sphere method [44]. The underlying algorithm uses a polar coordinate representation while avoiding the introduction of an artificial boundary at the origin. We combined this method with a third-order implicit-explicit time-stepping scheme, which decouples the system of PDEs (3) and treats the nonlinear advection term explicitly. Spatial differential operators were discretized using the Fourier spectral method in θ and the ultraspherical spectral method in r [61]. This procedure generates a sparse spectrally accurate discretization that can be solved in a cost of $O(n^2 \log n)$ operations per time step, where n is the number of Fourier-Chebyshev modes employed in θ and r . To avoid aliasing errors, the 3/2 rule [62] was used to evaluate the advection term.

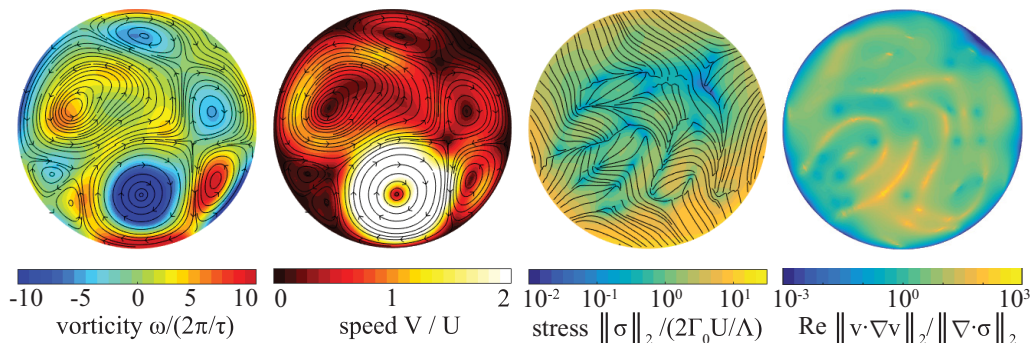


FIG. 2. Typical flow and stress fields for an active fluid with vortex size Λ and wide vortex-size distribution $\kappa_w = 1.5/\Lambda$, confined to a planar disk geometry (radius $R = 2.67\Lambda$) with the boundary held fixed. The presence of the stress-free defects allows the stress director field (third panel) to develop complex configurations, enabling a nontrivial response to time-dependent boundary conditions (see Figs. 3 and 5). The effective Reynolds-number field [Eq. (2), last panel] can be locally as small as $O(10^{-2})$, but there exist regions where it can reach values of $O(10^2)$. These localized high-Re domains arise when $\|\nabla \cdot \sigma\|_2$ is small, which corresponds to partial cancellation of active and passive stresses. Averaging over space and time gives the effective mean Reynolds number $\langle \text{Re} \rangle = 8.4$ for this simulation.

Additional mode filtering prevents unphysical oscillations in the solution (see [63] for details). The no-slip boundary conditions were enforced via integral conditions on the vorticity field [64].

We first solved Eqs. (3) for the fixed boundary conditions $v_\theta(t, R, \theta) \equiv 0$, which correspond to the limit of infinite spring constant $k \rightarrow \infty$ in Fig. 1. In the case of a relatively wide bandwidth $\kappa_w = 1.5/\Lambda$, the active flow spontaneously forms vortices spanning a range of different diameters in the vicinity of the preferred value Λ (Fig. 2 and movie 1 in [65]), in agreement with recent simulations [39] of multifield models. The traceless nematic stress tensor field σ defined in Eq. (1c) is uniquely characterized by its largest eigenvalue $\|\sigma\|_2$ and the director field of the corresponding eigenvector. We generally find that the stress director field develops locally ordered domains, which are punctured and separated by stress-free topological defects (Fig. 2, third panel). As we will see below, the defects facilitate activity-induced reduction of the fluid inertia, when the container is periodically forced. We also find that, although the effective Reynolds-number field defined in Eq. (2) can be locally as small as $O(10^{-2})$, in agreement with the above estimate based on the viscosity of water, there exist regions where it can reach values of the $O(10^2)$ (see the last panel in Fig. 2). These localized high-Re domains arise when $\|\nabla \cdot \sigma\|_2$ is small, due to a partial cancellation of active and passive stresses. Averaging over space and time gives the effective mean Reynolds number $\langle \text{Re} \rangle = 8.4$ for the simulation in Fig. 2. Generally, it would be interesting to perform similar measurements in continuum models of active nematics [52,54], where the total stress is the sum of the viscous hydrodynamic solvent contribution and the active \mathbf{Q} -tensor contribution.

III. STOKES' SECOND PROBLEM AND ACTIVITY-INDUCED REDUCTION OF ADDED MASS

To connect with Stokes' second problem, we next consider the motion of a ring pendulum consisting of a circular container coupled to a torsional spring with a finite stiffness constant $0 < k < \infty$ in Fig. 1. The torque exerted by an active fluid of mass m_f on the ring is (Appendix F)

$$\mathcal{T} = -\frac{m_f}{\pi} \int_0^{2\pi} d\theta \sigma_{r\theta}(t, R, \theta), \quad (4)$$

with $\sigma_{r\theta}$ the normal-tangential component of the stress tensor (1c) in polar coordinates. Our simulations show that relation between \mathcal{T} and the angular speed of the ring $\dot{\phi} = v_\theta/R$ is dominated

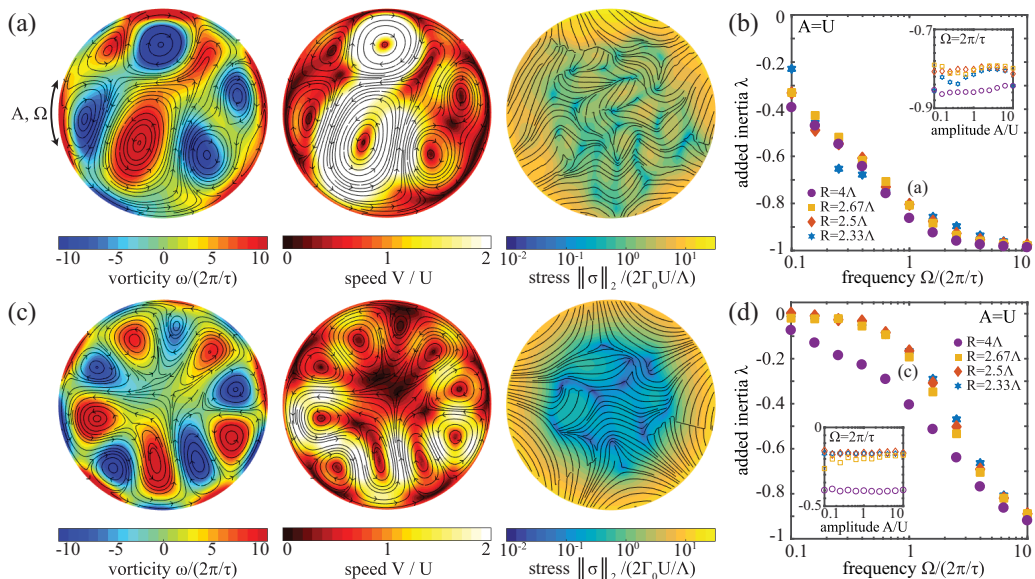


FIG. 3. Stokes' second problem for an active fluid confined by a ring-shaped container pendulum coupled to a torsional spring. Response of active fluids with wide [(a) and (b)] $\kappa_w = 1.5/\Lambda$ and small [(c) and (d)] $\kappa_s = 0.63/\Lambda$ vortex-size distributions to oscillatory boundary conditions (see also movies 2 and 3, and Fig. 4). The boundary speed is sinusoidal with amplitude A and angular frequency Ω . (b) and (d) Activity-induced relative change λ in the effective inertia experienced by the ring pendulum. Negative values of λ imply that the pendulum oscillates at higher frequency in an active fluid than in a passive fluid. The mean Reynolds numbers are (a) $\langle \text{Re} \rangle = 9.3$ and (c) $\langle \text{Re} \rangle = 3.3$.

by linear response (Appendix C),

$$\mathcal{T} = -I_f \ddot{\phi} - \gamma \dot{\phi}, \quad (5)$$

with the inertial and dissipative parameters I_f and γ depending on the driving frequency, geometry, and fluid parameters. For passive fluids at low Reynolds number, Eq. (5) holds exactly and I_f and γ can be calculated for simple geometries, owing to the linearity of the Stokes equations [66]. For our active-fluid model, we can determine I_f and γ directly from the numerically measured power spectral densities (Appendix C).

A. Activity-induced reduction of added mass

To find out how activity affects the pendulum frequency, we follow Stokes' original argument [1] and balance \mathcal{T} with the torque exerted by the torsional spring of stiffness k , which yields

$$(I_c + I_f) \ddot{\phi} + \gamma \dot{\phi} + k\phi = 0, \quad (6)$$

where $I_c = m_c R^2$ is moment of inertia of a ring of mass m_c . Since the effect of γ is generally quite small (Appendix D), we find that to leading order $v_\theta(t, R, \theta) = A \cos(\Omega t)$, where $\Omega = [k/(I_c + I_f)]^{1/2}$. For passive fluids, this is exactly the result obtained by Stokes, who concluded that the added fluid inertia I_f reduces a pendulum's frequency Ω . Moreover, by expressing I_f in terms of viscosity, he was then able to explain several puzzling experiments [1]. For parameters relevant to microbial experiments, a passive fluid essentially behaves as a rigid body since the penetration depth $\sqrt{2\Gamma_0/\Omega}$ is much larger than the container radius R (Appendix E). In this case, the moment of inertia of the passive fluid equals that of a solid disk $I_{f,p} = \frac{1}{2} m_f R^2$. Using $I_{f,p}$ as a natural reference point, we express the effective inertia of an active fluid as $I_{f,a} = (1 + \lambda) I_{f,p}$, where λ is the relative added

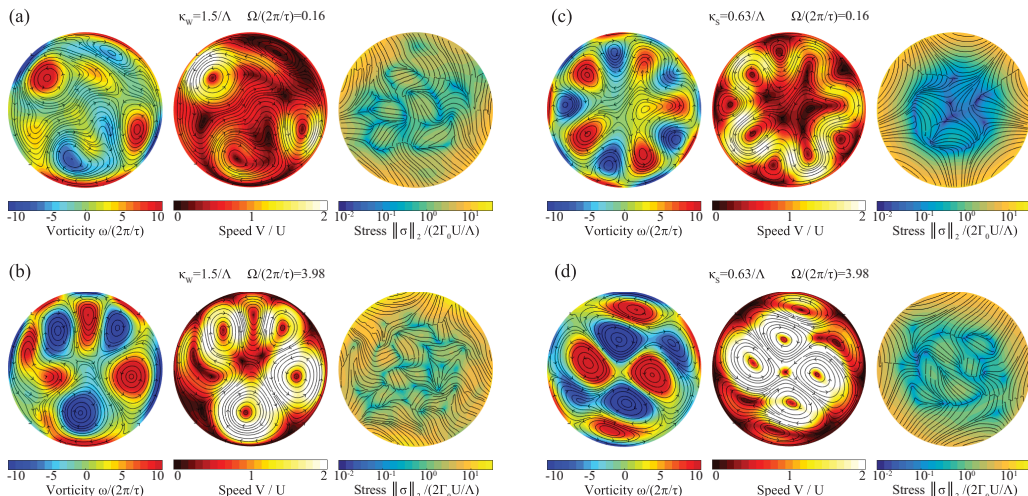


FIG. 4. Stokes' second problem for active fluids: additional example snapshots from simulations corresponding to selected parameter combinations in Figs. 3(b) and 3(d). (a) and (b) For a wider spectral driving range $\kappa_w \Lambda > 1$, a broader vortex-size distribution is observed and the bulk stress field becomes disordered already at small values of the driving frequency $\Omega \tau \ll 2\pi$. (c) and (d) For a narrow spectral driving range $\kappa_s \Lambda < 1$, the vortices form more regular nearly periodic dynamic patterns and a higher driving frequency $\Omega \tau > 2\pi$ is required to disrupt the regular structure of the bulk stress field. In all panels, the driving amplitude is $A/U = 1$ and the disk radius $R/\Lambda = 2.67$.

inertia due to activity. To explore how confinement geometry, driving protocol, and active-fluid properties affect λ , we varied systematically the amplitude A , the oscillation frequency Ω , and the container radius R in our simulations, comparing active fluids with wide ($\kappa_w = 1.5/\Lambda$) and small ($\kappa_s = 0.63/\Lambda$) energy injection bandwidths, respectively (Figs. 3 and 4). Interestingly, we find that for both values of κ , the added inertia is negative, $\lambda < 0$, across a wide range of driving frequencies Ω and amplitudes A [Figs. 3(b) and 3(d)]. This implies that the fluid activity effectively reduces the amount of inertia transferred to the pendulum and hence increases the oscillation frequency compared with a passive fluid. At high frequencies $\Omega \gg 2\pi/\tau$, which can be achieved by using sufficiently stiff springs, $\lambda \approx -1$, implying that the pendulum does not acquire additional inertia and oscillates as if placed in a vacuum. In this regime, the bulk flow effectively decouples from the boundary due to the presence of defects in the stress field.

B. Decoupling mechanism

We attribute the decoupling of the active fluid from the boundary to the presence of defects in the stress field and the half-loop topology of the stress director field near the boundaries. Specifically, consider a single half loop, that is, a director field line that starts and ends on the boundary. If the angles between the tangents to the field line and the normal to the boundary at the two end points are equal and so are the stress eigenvalues $\|\sigma\|_2$, then such a director field line does not transmit any tangential stress between the boundary and the fluid. This decoupling of a single director field line is due to a perfect cancellation of the stress contributions at its end points. If the entire region near the boundary was filled with such idealized half loops, then there would be perfect decoupling between the fluid and the boundary in the sense that no force would be transmitted between the two. In the simulations, half loops are never perfectly symmetric and the stress eigenvalues vary slightly on the boundary [Figs. 3(a) and 3(c)]. However, even weakly distorted half loops can still lead to partial decoupling as evident from Figs. 3(b) and 3(d). A similar mechanism also explains the reduction of the effective viscosity in the planar Couette geometry [21].

Importantly, the presence of the half loops implies that the director field restricted to the boundary rotates as one moves along the boundary, thus generating net topological charge. Therefore, the fluid must generate stress defects in the bulk to compensate for the charge induced by the half loops [67]. For example, in Fig. 3(c) the director field rotates in the clockwise direction by the angle 3π as one moves counterclockwise along the disk boundary. The topological charge produced in this way is sustained by the bulk disclinations.

These observations suggest that two ingredients are needed to decouple the active fluid from the boundary: defects in the bulk stress field and a half-loop topology of the stress director field near the boundary. While the GNS equations (1) generally tend to produce stress defects in the bulk, the existence of the half loops also depends on the boundary conditions. As shown in Fig. 9 of Ref. [21], certain types of stiff boundary conditions can prevent half loops from forming and even suppress the bulk vortex dynamics. The present choice of no-slip plus soft higher-order boundary conditions $\nabla^2\omega(R, \theta) = \nabla^4\omega(R, \theta) = 0$, which was motivated by the fact that these produce bulk dynamics similar to experiments [6,7], as well as other stress-based and normal-component-based boundary conditions, support the half-loop topology [see Figs. 9(a) and 9(c) of Ref. [21]].

IV. WORK EXTRACTION FROM GEOMETRICALLY QUANTIZED ACTIVE FLUCTUATIONS

Mimicking the classical EdH setup, we now consider a container-fluid system isolated from external forces or torques ($k \rightarrow 0$) so that the container responds solely to the stresses generated by the enclosed fluid. In passive fluids, viscosity dissipates energy and such a system will eventually converge to a state of rest or rigid rotation if it had nonzero initial angular momentum. By contrast, active fluids are continuously supplied with kinetic energy through conversion of chemical energy and may thus induce a permanent dynamic response of the container. Focusing as before on a thin rigid ring-shaped container governed by Newton's second law, the angular dynamics of the ring is determined by

$$\ddot{\phi} = -\frac{\alpha}{\pi} \int_0^{2\pi} d\theta \sigma_{r\theta}(t, R, \theta), \quad (7)$$

where $\alpha = m_f/m_c$ is the ratio of total fluid mass and ring mass (Appendix F). We solve Eqs. (3) and (7) simultaneously using $V(t) = R\dot{\phi}$ as boundary condition for Eqs. (3).

To interpret the simulation results, we note that the characteristic length and time scales Λ and τ of an active fluid give rise to a natural unit of angular momentum. Regarding a single vortex as a thin rigid disk of radius $\Lambda/2$ rotating at the constant angular speed $2\pi/\tau$, one finds the characteristic kinematic angular momentum $L_v = \pi^2\Lambda^4/16\tau$. A planar disk of radius R can carry about $N_v = (2R/\Lambda)^2$ vortices, so it is convenient to introduce the normalization factor $\ell = \sqrt{N_v}L_v$. Adopting ℓ as the basic unit, one would expect specific angular momentum fluctuations of order one if N_v vortices contributed randomly in an uncorrelated manner. Larger fluctuations indicate correlated collective angular momentum transfer between vortices and the boundary.

Focusing on an active fluid with a narrow vortex-size distribution ($\kappa_s = 0.63/\Lambda$), we performed parameter scans to determine how the standard deviations σ_L and $\sigma_{\dot{\phi}}$ of the ring's angular momentum L and angular speed $\dot{\phi}$ depend on the ring radius R and fluid-to-ring mass ratio α . Our simulations show that for a heavy container ($\alpha \ll 1$), the fluctuations σ_L are approximately independent of α , in which case their magnitude is the same as if the boundary was held fixed (cf. Fig. 2). Once the container becomes lighter ($\alpha \sim 1$), the fluctuations start to decrease, with the decay rate approaching $1/\alpha$ for very light containers ($\alpha \gg 1$) [Figs. 5(a) and 5(d)]. Similarly, the angular velocity fluctuations $\sigma_{\dot{\phi}} \sim \alpha\sigma_L$ are independent of α for light containers, but increase linearly for heavy containers. In particular, $\sigma_{\dot{\phi}}$ vanishes as $\alpha \rightarrow 0$, implying that the container becomes stationary as its mass becomes very large, as expected [Figs. 5(c) and 5(d)]. We also conclude that to maximize the angular velocity fluctuations $\sigma_{\dot{\phi}}$ without significantly reducing the angular momentum transfer to the boundary the fluid mass should match the container mass ($\alpha \sim 1$). Strikingly, we find that the fluctuations oscillate as a function of R , with the period set by the vortex

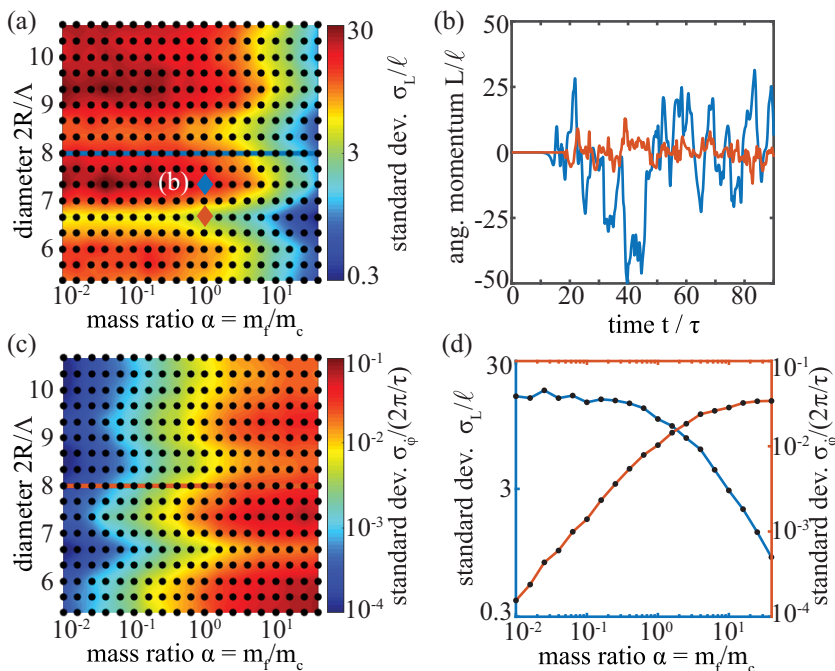


FIG. 5. Geometrically quantized fluctuations in an active fluid with narrow vortex-size distribution $\kappa_S = 0.63/\Lambda$. When isolated, the fluid can significantly shake the enclosing container, a thin rigid ring of radius R . (a) The standard deviation σ_L of the container angular momentum L depends on the radius R and the fluid-to-ring mass ratio α . The fluctuations σ_L are independent of α for heavy containers ($\alpha \ll 1$) but start to decrease monotonically with α when the containers become light ($\alpha \gg 1$). As R varies, the fluctuations oscillate with the period set by the characteristic vortex scale Λ (see also Fig. 6). Black dots represent 323 simulated parameter pairs; the color code shows linear interpolation. (b) Representative time series of the container angular momentum for two different radii $R = 3.67\Lambda$ (movie 4) and $R = 3.33\Lambda$ (movie 5) and fixed mass ratio $\alpha = 1$. (c) Standard deviation $\sigma_\phi \sim \alpha\sigma_L$ of the container angular speed $\dot{\phi}$. (d) Horizontal cuts through (a) and (c) at constant radius $R = 4\Lambda$. In particular, to maximize both the angular momentum and velocity fluctuations, the fluid mass should match the container mass ($\alpha \sim 1$).

size Λ [Figs. 5(a) and 5(c); see also movies 4 and 5 and Fig. 6]. This result corroborates the idea [68] that nonmonotonic energy spectra, which the dynamical system (1) develops [29], generically result in oscillatory forces on boundaries [68]. For optimal combinations of (α, R) , σ_L can be more than an order of magnitude larger than ℓ , indicating that the bulk vortices transfer angular momentum to the container collectively [Fig. 5(b)]. Such large quantized nonequilibrium fluctuations offer a different way of extracting work from active suspensions (e.g., with fluctuation-driven microelectrical alternators), complementing recently proposed ratchet-based devices [69,70]. For example, at the peak of bacterial activity we may take $\tau \sim 2$ s and $\Lambda \sim 50 \mu\text{m}$ [7,29]. At the mass ratio $\alpha \sim 1$ and the container radius $R = 200 \mu\text{m}$, Fig. 5(d) gives $\sigma_\phi \sim 0.02(2\pi/\tau) \sim 0.06$ rad/s, comparable to the rotation rates of bacteria-powered microscopic gears of similar size reported in [69]. We thus reach a conclusion similar to that in Ref. [69]: Power available from bacterial active fluids is too small to drive macroscale devices but can be useful to drive mesoscale objects. However, the GNS equations (1) only assume the presence of a typical activity scale. Hence, if an active fluid with a larger characteristic vortex size can be produced, for example, by using larger natural or engineered swimmers, then the available power will increase and one can expect that the setup considered here is capable of extracting power to fuel larger devices.

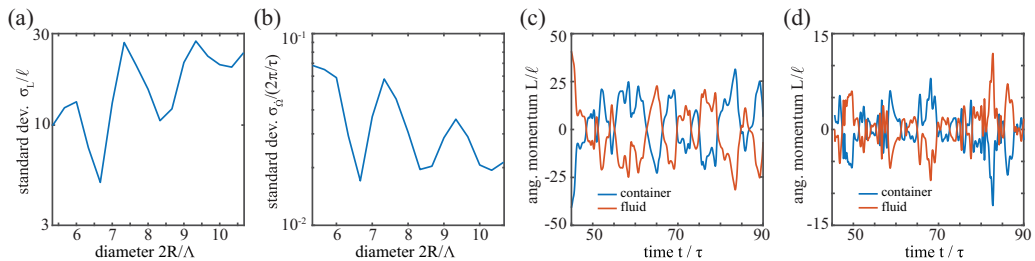


FIG. 6. Geometrically induced oscillatory behavior of fluctuations for an active fluid with narrow vortex-size distribution $\kappa_S = 0.63/\Lambda$. (a) Angular momentum fluctuations σ_L as a function of the domain size for heavy containers obtained from Fig. 5(a) by averaging over $\alpha \in [0.01, 0.1]$. (b) Angular speed fluctuations σ_ϕ as a function of the domain size for light containers obtained from Fig. 5(c) by averaging over $\alpha \geq 10$. (c) and (d) Close-up of the time series of the container's angular momentum (blue) calculated from Eq. (F1) shown in Fig. 5(b) for domain radii (c) $R = 3.33$ and (d) $R = 3.67$. Additionally, to illustrate the angular momentum conservation in the fluid-container system, we show the time series of the fluid's angular momentum (orange) calculated independently using the formula $L_{\text{fluid}} = \rho \int_0^R dr r \int_0^{2\pi} d\theta r v_\theta$.

V. CONCLUSION

Recent experiments [27,36,37,71] have successfully utilized the interplay between characteristic flow pattern scales in active turbulence and confinement geometry to rectify and stabilize collective dynamics in natural and synthetic microswimmer suspensions. The above analysis extends these ideas to the time domain to achieve dynamic control, similar in spirit to actuation-controlled classical turbulence [72]. Our two main predictions about an activity-induced reduction of fluid inertia and geometrically quantized large fluctuations for a freely suspended container-fluid system should be testable with recently developed experimental techniques [6,32].

APPENDIX A: NONDIMENSIONALIZATION

For numerical simulations, we nondimensionalize the equations of motion (3) by rescaling according to

$$t' = T_0 t, \quad x'_i = R x_i, \quad \omega' = \omega_0 \omega, \quad \psi' = \psi_0 \psi, \quad (\text{A1})$$

which gives, after dropping the primes,

$$\begin{aligned} \partial_t \omega + T_0 \frac{\psi_0}{R^2} (\partial_y \psi) \partial_x \omega - T_0 \frac{\psi_0}{R^2} (\partial_x \psi) \partial_y \omega &= \frac{T_0 \Gamma_0}{R^2} \left(\nabla^2 \omega - \frac{\Gamma_2}{\Gamma_0 R^2} \nabla^4 \omega + \frac{\Gamma_4}{\Gamma_0 R^4} \nabla^6 \omega \right), \\ \frac{\psi_0}{R^2} \nabla^2 \psi &= -\omega_0 \omega. \end{aligned} \quad (\text{A2})$$

We set $\psi_0 = R^2/T_0$, $\omega_0 = 1/T_0$, and $T_0 = R^2/\Gamma_0$, which leads to

$$\begin{aligned} \partial_t \omega + (\partial_y \psi) \partial_x \omega - (\partial_x \psi) \partial_y \omega &= \nabla^2 \omega - \gamma_2 \nabla^4 \omega + \gamma_4 \nabla^6 \omega, \\ \nabla^2 \psi &= -\omega, \end{aligned} \quad (\text{A3})$$

where $\gamma_2 = \Gamma_2/\Gamma_0 R^2$ and $\gamma_4 = \Gamma_4/\Gamma_0 R^4$.

APPENDIX B: DRIVING PROTOCOL FOR STOKES' SECOND PROBLEM

We describe in detail the driving protocol for the active Stokes second problem. At $t = 0$, we initiate the simulations with both the boundary and fluid at rest plus a small random perturbing flow $\delta \mathbf{v}$ ($\|\delta \mathbf{v}\|_1/U \ll 1$, where U is the characteristic speed of the turbulent patterns). We then turn on

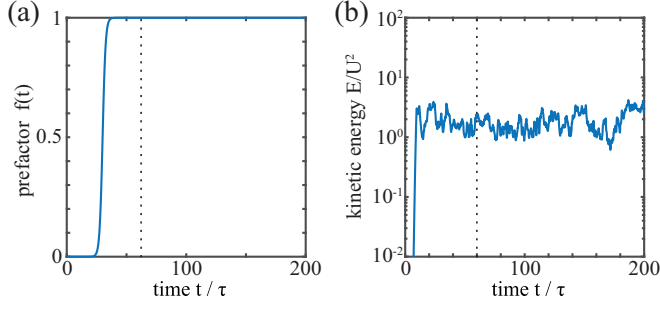


FIG. 7. Stokes' second problem: driving protocol. (a) The driving amplitude [cf. Eq. (B1)] increases according to the prefactor $f(t)$ defined in Eq. (B2). (b) The mean kinetic energy time series for the simulation shown in Fig. 3(b) shows that the system relaxes well before the start time of the temporal averaging periods (vertical dashed lines).

the periodic driving by applying the no-slip boundary condition

$$v_\theta(t, R, \theta) = f(t)A \cos(\Omega t), \quad (\text{B1})$$

where

$$f(t) = \frac{1}{2} \left[1 + \tanh\left(\frac{t - 30\tau}{2.5\tau}\right) \right], \quad (\text{B2})$$

with τ the characteristic time scale of the active flow patterns as defined in the Introduction. Thus, for the time interval $\sim 30\tau$ the boundary remains stationary. During that time, the bulk flow relaxes and active turbulence develops. At about $\sim 30\tau$, the periodic driving sets in and the boundary condition (B1) quickly approaches $v_\theta(t, R, \theta) = A \cos(\Omega t)$. Calculation of the relative change λ in the effective inertia presented in Fig. 3 occurs during the time interval $[60\tau, 200\tau]$, long after the relaxation (see Fig. 7).

APPENDIX C: LINEAR RELATION BETWEEN TORQUE AND ANGULAR SPEED FOR STOKES' SECOND PROBLEM

In this section we quantify how accurately the formula (5), which relates the fluid-induced torque $\mathcal{T}(t)$ on the container to the container angular speed $\dot{\phi}(t)$, describes the response of an active fluid subject to oscillatory boundary conditions. This formula approximately holds if the power spectral density (PSD) $|\mathcal{T}(\omega)|^2$ of the time series $\mathcal{T}(t)$ is concentrated at the driving frequency Ω . To see this, we follow the usual argument (see, for example, [66]). We write the container angular speed as $\dot{\phi} = \phi_0 \Re(e^{i\Omega t})$, where $\phi_0 = A/R$ and \Re denotes the real part. If the PSD $|\mathcal{T}(\omega)|^2$ is concentrated at Ω , then

$$\begin{aligned} \mathcal{T}(t) &\approx \Re\{\mathcal{T}(\Omega)e^{i\Omega t}\} = \Re\{[\mathcal{T}_r(\Omega) + i\mathcal{T}_i(\Omega)]e^{i\Omega t}\} \\ &= \Re\left\{\mathcal{T}_r(\Omega)e^{i\Omega t} + \frac{\mathcal{T}_i(\Omega)}{\Omega} \frac{d}{dt}e^{i\Omega t}\right\} = \frac{\mathcal{T}_r(\Omega)}{\phi_0}\dot{\phi}(t) + \frac{\mathcal{T}_i(\Omega)}{\phi_0\Omega}\ddot{\phi}(t). \end{aligned} \quad (\text{C1})$$

Setting $I_f = -[\mathcal{T}_r(\Omega)]/\phi_0$ and $\gamma = -[\mathcal{T}_i(\Omega)]/[\phi_0\Omega]$, we obtain Eq. (5).

To verify that the PSD $|\mathcal{T}(\omega)|^2$ of the time series $\mathcal{T}(t)$ is concentrated at the driving frequency Ω , we performed spectral analysis of the steady-state part of $\mathcal{T}(t)$. Let \mathcal{T}_n be the discrete time series obtained in simulations, where n denotes the time step. The number of time steps is always taken large enough to ensure that the physical time interval is at least two orders of magnitudes greater

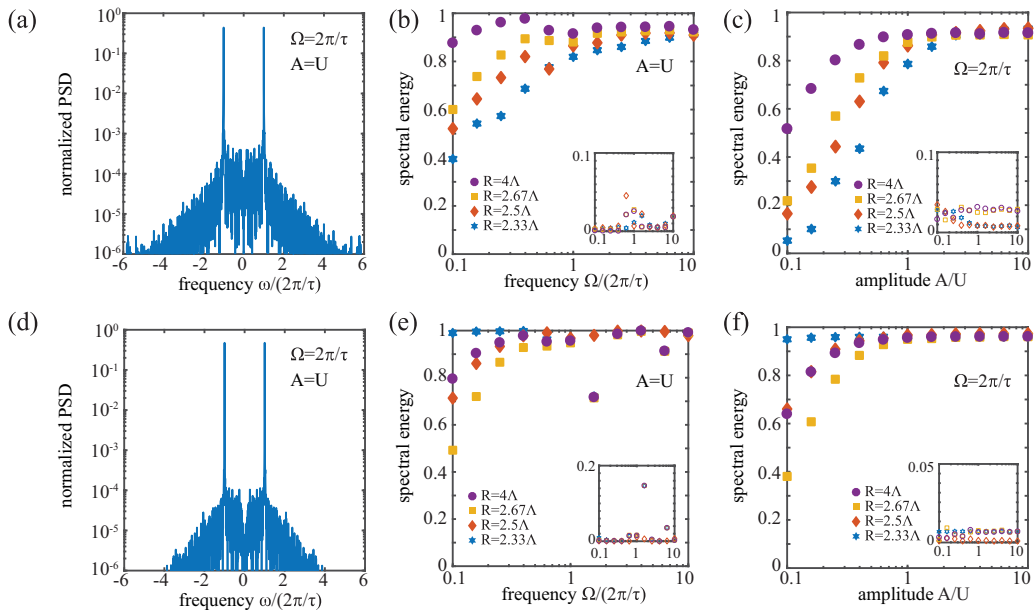


FIG. 8. The linear relation (5) between the torque $\mathcal{T}(t)$ and angular speed $\dot{\phi}(t)$ approximately holds for active fluids. The formula becomes very accurate as the driving frequency Ω and amplitude A become larger than the corresponding active-fluid characteristic pattern formation parameters $2\pi/\tau$ and U , respectively. (a) and (d) Normalized power spectral density $|\mathcal{T}_\omega|^2 / \sum_\omega |\mathcal{T}_\omega|^2$ of the (discrete) steady-state time series \mathcal{T}_n for the two simulations shown in Figs. 3(b) and 3(d). The complex amplitudes \mathcal{T}_ω are obtained by applying the discrete Fourier transform to \mathcal{T}_n . The proportion of the energy concentrated at the driving frequency Ω as well as (insets) at the second most energetic frequency is shown as a function of (b) and (e) Ω and (c) and (f) the oscillation amplitude A for active fluids with the (b) and (c) wide and (e) and (f) small active bandwidths κ_w and κ_s , respectively.

than the larger of the two quantities: the characteristic pattern formation scale τ or the driving period $T = 2\pi/\Omega$. The time series itself is obtained by integrating the stress tensor over the container according to Eq. (F2). We apply the discrete Fourier transform to \mathcal{T}_n to obtain the discrete PSD $|\mathcal{T}_\omega|^2$.

Figure 8 quantifies the shape of the power spectral density by displaying the proportion of the PSD concentrated at Ω as well as at the second most energetic frequency. Figures 8(a) and 8(d) show the full PSD $|\mathcal{T}_\omega|^2$ normalized by the total energy $\sum_\omega |\mathcal{T}_\omega|^2$ for the two simulations shown in Figs. 3(b) and 3(d). Two strong peaks at the driving frequency $\Omega = 2\pi/\tau$ confirm that the formula (5) holds in these two cases. In general, we measured the proportion of the PSD stored in the driven mode $|\mathcal{T}_\Omega|^2 / \sum_\omega |\mathcal{T}_\omega|^2$ [Figs. 8(b), 8(c), 8(e), and 8(f)] as well as in the second most energetic mode [insets in Figs. 8(b), 8(c), 8(e), and 8(f)] for different container radii R , driving frequencies [Figs. 8(b) and 8(e)], driving amplitudes [Figs. 8(c) and 8(f)], and the wide [Figs. 8(b) and 8(c)] and small [Figs. 8(e) and 8(f)] active bandwidths κ_w and κ_s , respectively, defined in the Introduction. We found that at least about half of the energy is always concentrated at the driven mode and that this proportion quickly becomes larger than 90% once the driving frequency Ω and amplitude A become larger than the corresponding active-fluid characteristic pattern formation parameters $2\pi/\tau$ and U , respectively. The second most energetic mode typically contains an order or two orders of magnitude less energy than the driven mode. Overall, Fig. 8 confirms that the response of the torque $\mathcal{T}(t)$ is typically concentrated around the driving frequency Ω , validating the relation (5) in the case of active fluids.

APPENDIX D: DISSIPATIVE RESPONSE FOR STOKES' SECOND PROBLEM

The discussion of the active Stokes second problem in the main text focused on the inertial response characterized by the parameter I_f in Eq. (5). In this appendix we focus on the dissipative response described by the parameter γ in that equation. Both I_f and γ are displayed in Fig. 9.

Specifically, we are interested in the energy transfer between the container and the active fluid, reflected in the average power input per unit length $\langle P \rangle$ needed to sustain the oscillations. As will be shown in Appendix E, a passive Newtonian fluid ($\Gamma_2 = \Gamma_4 = 0$) such as water confined to a circular container responds effectively as a rigid body under the conditions typical for active fluids experiments. Since an ideal rigid body is a conservative system, we instead benchmark the active-fluid dissipative response against the response of a passive Newtonian fluid filling the upper half plane and driven horizontally along the x axis. In this classical setting, Stokes' second problem can be solved analytically yielding the power input per unit area $\langle \mathcal{P} \rangle = \rho A^2 \sqrt{\Omega \Gamma_0 / 8}$, where ρ and Γ_0 are the density and kinematic viscosity of the fluid [66]. Adapting this classical result to thin films by interpreting $\langle \mathcal{P} \rangle$ as power per unit length and ρ as area density, $\langle P \rangle = \rho A^2 \sqrt{\Omega \Gamma_0 / 8}$ defines a reference for the dissipative response of the active fluid.

We computed the power input $\langle P \rangle$ in two different ways: using the full time series for the torque $\mathcal{T}(t)$, which gives $\langle P \rangle = \langle \mathcal{T} \dot{\phi} \rangle$, or approximately, using the relation (5), for which $\langle P \rangle \approx \gamma (A/R)^2 / 2$. To explore how the confinement geometry, driving protocol, and active-fluid properties affect $\langle P \rangle$ computed in these two ways, we varied systematically the amplitude A , the oscillation frequency Ω , and the container radius R in our simulations, comparing active fluids with wide ($\kappa_w = 1.5/\Lambda$) and small ($\kappa_s = 0.63/\Lambda$) spectral bandwidths, respectively. The results of these

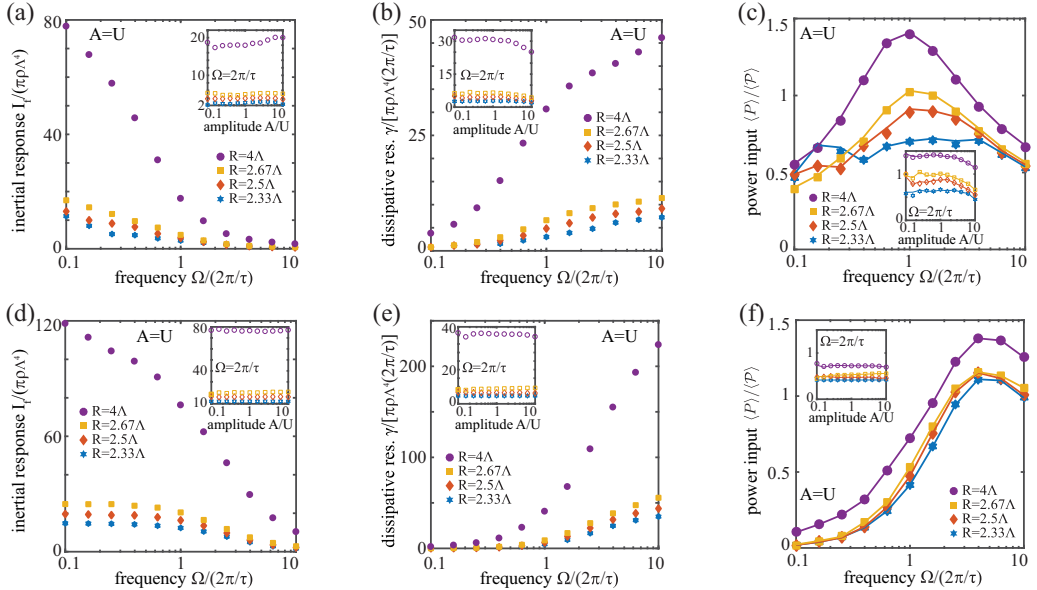


FIG. 9. (a) and (d) Inertial and (b) and (e) dissipative response parameters I_f and γ as a function of the oscillating frequency Ω and amplitude A (insets) that appear in the relation (5) for active fluids with (a)–(c) wide $\kappa_w = 1.5/\Lambda$ and (d)–(f) small $\kappa_s = 0.63/\Lambda$ spectral bandwidths. The parameters were computed using Eq. (C1). (c) and (f) The average power input per unit length $\langle P \rangle$ in the steady state normalized by the value $\langle \mathcal{P} \rangle$ expected from the classical Stokes problem for a semi-infinite plate shows relative resonance at the characteristic frequency $2\pi/\tau$ of the active flow patterns. The markers indicate power input as computed from the full time series of the torque $\mathcal{T}(t)$, while the lines indicate the contribution derived from the linear relation (5).

parameter scans are summarized in Figs. 9(c) and 9(f). The two ways of computing $\langle P \rangle$, through the exact [markers in Figs. 9(c) and 9(f)] and approximate [lines in Figs. 9(c) and 9(f)] formulas, yield almost identical results, further verifying the validity of Eq. (5).

Changing the driving amplitude A while keeping the other parameters fixed, we find that the classical power-amplitude scaling $\langle P \rangle \sim A^2$ remains preserved in active fluids to within a good approximation [insets in Figs. 9(c) and 9(f)]. Our simulations predict, however, that passive and active fluids exhibit a fundamentally different response to frequency variations. For both $\kappa\Lambda > 1$ and $\kappa\Lambda < 1$, we observe deviations from the $1/2$ exponent characterized by a relative resonance when the external driving period $T = 2\pi/\Omega$ becomes of the order of the intrinsic vortex growth time scale τ [Figs. 9(c) and 9(f)]. Away from the resonance, the growth is faster than predicted by the $1/2$ exponent at small frequencies and slower than the $1/2$ exponent at large frequencies; the precise growth rates depend on the domain size R , a signature of the interplay between activity and confinement. However, the relative resonance itself is robust against variations in R .

APPENDIX E: PASSIVE FLUID RESPONSE FOR STOKES' SECOND PROBLEM

In this appendix we analyze the response of a passive fluid ($\Gamma_2 = \Gamma_4 = 0$) with water viscosity $\Gamma_0 = 10^{-6} \text{ m}^2/\text{s}$ to the oscillatory boundary conditions presented in Fig. 3. We first compare the penetration depth δ [66],

$$\delta = \sqrt{2\Gamma_0/\Omega}, \quad (\text{E1})$$

with the domain size R . Typical values of the characteristic timescale τ and vortex size Λ at the peak of bacterial activity are $(\tau, \Lambda) = (2 \text{ s}, 50 \mu\text{m})$ [7]. Therefore, in a potential experiment realizing the setup in Fig. 3, one expects frequencies and domain sizes of the order $\Omega \sim 2\pi/\tau \sim 3.14 \text{ rad/s}$, $R \sim 4\Lambda \sim 200 \mu\text{m}$. For such frequencies, a passive fluid with water viscosity has the penetration depth

$$\delta \sim 1 \text{ mm} \gg R. \quad (\text{E2})$$

We see that the penetration depth is much bigger than the domain size, which implies that, for the range of domain sizes and driving frequencies relevant to the active Stokes second problem, the passive fluid effectively responds as a rigid body. Since a rigid body performing harmonic oscillations behaves like a conservative system, one expects a negligible power input in that case. Specifically, a flat disk of radius R and thickness z filled with water with density $\rho = 10^3 \text{ kg/m}^3$ has mass $m_f = \rho\pi R^2 z$. The corresponding moment of inertia is

$$I = m_f R^2/2 = \rho\pi R^4 z/2.$$

The angular speed of the disk is $\dot{\phi}(t) = (A/R) \cos(\Omega t)$ [see Eq. (B1)]. Then the energy of the rigid disk is $E = I\dot{\phi}^2/2$. Differentiating with respect to time yields the power of the disk undergoing sinusoidal oscillations about the z axis,

$$P = \dot{E} = I\dot{\phi}\ddot{\phi} = -I(A/R)^2\Omega \cos(\Omega t) \sin(\Omega t). \quad (\text{E3})$$

Averaging the above expression over a period yields zero-power input, as expected. We compared this exact expression with the power input for a passive fluid subject to the oscillatory boundary conditions in the disk geometry presented in Fig. 3 with driving parameters $(R, A, \Omega) = (200 \mu\text{m}, 628 \mu\text{m/s}, 3.14 \text{ rad/s})$, typical for the active problem. Figure 10 shows the vorticity profile and time series for the power input in a representative simulation. The evolution of the power input is sinusoidal and follows the exact expression (E3) very closely, implying that the fluid indeed behaves like a rigid body, as expected from the above penetration depth estimates.

The above analysis confirms that a passive fluid responds to the oscillatory boundary conditions in the disk geometry presented in Fig. 3 effectively as a rigid body. In the notation given by Eq. (5), the passive response is characterized by $I_f = I_{f,p} = m_f R^2/2$ and $\gamma_{\text{passive}} \approx 0$, justifying the definition of the activity-induced relative added mass λ given by $I_{f,a} = (1 + \lambda)I_{f,p}$.

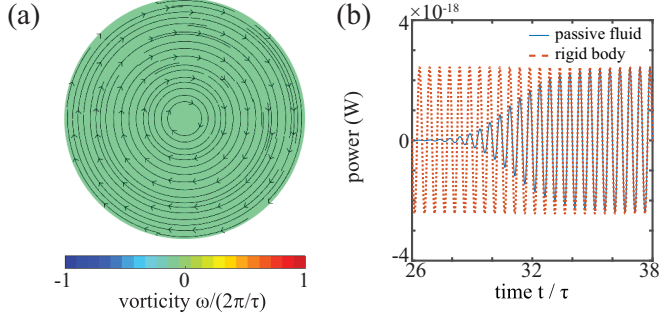


FIG. 10. A passive fluid ($\Gamma_2 = \Gamma_4 = 0$) with viscosity $\Gamma_0 = 10^{-6}$ m²/s confined to a disk domain of radius $R = 200$ μ m subject to oscillatory boundary conditions in Eq. (B1) with angular frequency $\Omega = 3.14$ rad/s and amplitude $A = 628$ μ m/s responds effectively as a rigid body. This is because for such parameters, typical for the active Stokes second problem presented in Fig. 3, the penetration depth δ of the passive fluid is much bigger than the domain size R . (a) Representative snapshot of the vorticity and flow fields illustrates the rigid-body-like response. (b) The corresponding power input (solid line) of the passive fluid driven according to the protocol described in Eq. (B1) follows accurately the formula (E3) for the power input of a rigid body rotating about the z axis represented by a disk with mass equal to that of the fluid (dotted line).

APPENDIX F: CONTAINER ANGULAR MOMENTUM EQUATION

When a container encapsulating an active fluid is isolated from external forces and torques, it is subject solely to the fluid stresses. The container is taken to be a uniform rigid ring of radius R and mass m_c . The fluid is assumed to form a planar free-standing thin film supported on the ring. Since the fluid is incompressible, the center of mass of the ring is stationary. However, the ring can acquire angular momentum, because the fluid can exert nonzero torque on the container. The ring's angular momentum is

$$L_c = I\dot{\phi}, \quad (\text{F1})$$

where $I = m_c R^2$ is the moment of inertia and $\dot{\phi}$ is the angular speed. Assuming the ring lies in the (x, y) plane and its center is at the origin, working in polar coordinates (r, θ) , we find that the torque due the fluid stress on a small segment $Rd\theta$ of the ring is

$$R\hat{r} \times [\rho\boldsymbol{\sigma} \cdot (-\hat{r})Rd\theta] = -\rho R^2 \sigma_{r\theta} d\theta, \quad (\text{F2})$$

where $\sigma_{r\theta} = \hat{r} \cdot \boldsymbol{\sigma} \cdot \hat{\theta}$. The two-dimensional fluid density ρ appears explicitly, since in the main text it is our convention that in the stress tensor

$$\boldsymbol{\sigma} = (\Gamma_0 - \Gamma_2 \nabla^2 + \Gamma_4 \nabla^4)[\nabla \mathbf{v} + (\nabla \mathbf{v})^\top] \quad (\text{F3})$$

the parameters Γ_i are kinematic quantities. Integrating over the entire ring gives the total torque and thus the evolution of the ring angular momentum obeys

$$\frac{d}{dt} L_c = -\rho R^2 \int_0^{2\pi} d\theta \sigma_{r\theta}. \quad (\text{F4})$$

In terms of the ring angular acceleration, we have

$$m_c \ddot{\phi} = -\rho \int_0^{2\pi} d\theta \sigma_{r\theta}. \quad (\text{F5})$$

Nondimensionalizing as in Sec. I, we obtain

$$m_c \ddot{\phi} = -\rho R^2 \int_0^{2\pi} d\theta \sigma_{r\theta}, \quad (\text{F6})$$

where $\boldsymbol{\sigma} = (1 - \gamma_2 \nabla^2 + \gamma_4 \nabla^4)[\nabla \mathbf{v} + (\nabla \mathbf{v})^\top]$. The fluid mass is $m_f = \rho \pi R^2$. We introduce a dimensionless parameter α representing the ratio of the fluid mass to the ring mass,

$$\alpha = \frac{m_f}{m_c}. \quad (\text{F7})$$

We then find that the angular speed of the ring obeys

$$\ddot{\phi} = -\frac{\alpha}{\pi} \int_0^{2\pi} d\theta \sigma_{r\theta}. \quad (\text{F8})$$

-
- [1] G. G. Stokes, *On the Effect of the Internal Friction of Fluids on the Motion of Pendulums* (Pitt, Cambridge, 1851), Vol. 9.
- [2] R. A. Nelson and M. G. Olsson, The pendulum—Rich physics from a simple system, *Am. J. Phys.* **54**, 112 (1986).
- [3] W. C. Hinds, *Aerosol Technology: Properties, Behavior, and Measurement of Airborne Particles* (Wiley, New York, 2012).
- [4] C. H. Wiggins, D. Riveline, A. Ott, and R. E. Goldstein, Trapping and wiggling: Elasto-hydrodynamics of driven microfilaments, *Biophys. J.* **74**, 1043 (1998).
- [5] Y. Zeng and S. Weinbaum, Stokes problems for moving half-planes, *J. Fluid Mech.* **287**, 59 (1995).
- [6] A. Sokolov, I. S. Aranson, J. O. Kessler, and R. E. Goldstein, Concentration Dependence of the Collective Dynamics of Swimming Bacteria, *Phys. Rev. Lett.* **98**, 158102 (2007).
- [7] J. Dunkel, S. Heidenreich, K. Drescher, H. H. Wensink, M. Bär, and R. E. Goldstein, Fluid Dynamics of Bacterial Turbulence, *Phys. Rev. Lett.* **110**, 228102 (2013).
- [8] T. Sanchez, D. T. N. Chen, S. J. DeCamp, M. Heymann, and Z. Dogic, Spontaneous motion in hierarchically assembled active matter, *Nature (London)* **491**, 431 (2012).
- [9] L. Giomi, Geometry and Topology of Turbulence in Active Nematics, *Phys. Rev. X* **5**, 031003 (2015).
- [10] A. Sokolov and I. S. Aranson, Reduction of Viscosity in Suspension of Swimming Bacteria, *Phys. Rev. Lett.* **103**, 148101 (2009).
- [11] H. M. López, J. Gachelin, C. Douarche, H. Auradou, and E. Clément, Turning Bacteria Suspensions into Superfluids, *Phys. Rev. Lett.* **115**, 028301 (2015).
- [12] B. M. Haines, A. Sokolov, I. S. Aranson, L. Berlyand, and D. A. Karpeev, Three-dimensional model for the effective viscosity of bacterial suspensions, *Phys. Rev. E* **80**, 041922 (2009).
- [13] D. Saintillan, The dilute rheology of swimming suspensions: A simple kinetic model, *Exp. Mech.* **50**, 1275 (2010).
- [14] S. D. Ryan, B. M. Haines, L. Berlyand, F. Ziebert, and I. S. Aranson, Viscosity of bacterial suspensions: Hydrodynamic interactions and self-induced noise, *Phys. Rev. E* **83**, 050904 (2011).
- [15] S. C. Takatori and J. F. Brady, Superfluid Behavior of Active Suspensions from Diffusive Stretching, *Phys. Rev. Lett.* **118**, 018003 (2017).
- [16] Y. Hatwalne, S. Ramaswamy, M. Rao, and R. A. Simha, Rheology of Active-Particle Suspensions, *Phys. Rev. Lett.* **92**, 118101 (2004).
- [17] M. E. Cates, S. M. Fielding, D. Marenduzzo, E. Orlandini, and J. M. Yeomans, Shearing Active Gels Close to the Isotropic-Nematic Transition, *Phys. Rev. Lett.* **101**, 068102 (2008).
- [18] L. Giomi, T. B. Liverpool, and M. C. Marchetti, Sheared active fluids: Thickening, thinning, and vanishing viscosity, *Phys. Rev. E* **81**, 051908 (2010).
- [19] S. M. Fielding, D. Marenduzzo, and M. E. Cates, Nonlinear dynamics and rheology of active fluids: Simulations in two dimensions, *Phys. Rev. E* **83**, 041910 (2011).
- [20] G. Foffano, J. S. Lintuvuori, A. N. Morozov, K. Stratford, M. E. Cates, and D. Marenduzzo, Bulk rheology and microrheology of active fluids, *Eur. Phys. J. E* **35**, 98 (2012).
- [21] J. Słomka and J. Dunkel, Geometry-dependent viscosity reduction in sheared active fluids, *Phys. Rev. Fluids* **2**, 043102 (2017).

- [22] S. Guo, D. Samanta, Y. Peng, X. Xu, and X. Cheng, Symmetric shear banding and swarming vortices in bacterial superfluids, *Proc. Natl. Acad. Sci. U.S.A.* **115**, 7212 (2018).
- [23] C. Dombrowski, L. Cisneros, S. Chatkaew, R. E. Goldstein, and J. O. Kessler, Self-Concentration and Large-Scale Coherence in Bacterial Dynamics, *Phys. Rev. Lett.* **93**, 098103 (2004).
- [24] L. H. Cisneros, R. Cortez, C. Dombrowski, R. E. Goldstein, and J. O. Kessler, Fluid dynamics of self-propelled micro-organisms, from individuals to concentrated populations, *Exp. Fluids* **43**, 737 (2007).
- [25] A. Sokolov and I. S. Aranson, Physical Properties of Collective Motion in Suspensions of Bacteria, *Phys. Rev. Lett.* **109**, 248109 (2012).
- [26] Y. Sumino, K. H. Nagai, Y. Shitaka, D. Tanaka, K. Yoshikawa, H. Chaté, and K. Oiwa, Large-scale vortex lattice emerging from collectively moving microtubules, *Nature (London)* **483**, 448 (2012).
- [27] H. Wioland, F. G. Woodhouse, J. Dunkel, J. O. Kessler, and R. E. Goldstein, Confinement Stabilizes a Bacterial Suspension into a Spiral Vortex, *Phys. Rev. Lett.* **110**, 268102 (2013).
- [28] I. A. Beresnev and V. N. Nikolaevskiy, A model for nonlinear seismic waves in a medium with instability, *Physica D* **66**, 1 (1993).
- [29] J. Słomka and J. Dunkel, Spontaneous mirror-symmetry breaking induces inverse energy cascade in 3D active fluids, *Proc. Natl. Acad. Sci. U.S.A.* **114**, 2119 (2017).
- [30] J. Słomka, P. Suwara, and J. Dunkel, The nature of triad interactions in active turbulence, *J. Fluid Mech.* **841**, 702 (2018).
- [31] O. Mickelin, J. Słomka, K. J. Burns, D. Lecoanet, G. M. Vasil, L. M. Faria, and J. Dunkel, Anomalous Chained Turbulence in Actively Driven Flows on Spheres, *Phys. Rev. Lett.* **120**, 164503 (2018).
- [32] I. S. Aranson, A. Sokolov, J. O. Kessler, and R. E. Goldstein, Model for dynamical coherence in thin films of self-propelled microorganisms, *Phys. Rev. E* **75**, 040901 (2007).
- [33] E. L. Andronikashvili, Temperaturnaya zavisimost normalnoi plotnosti geliya-II, *Sov. Phys JETP* **18**, 424 (1948).
- [34] J. D. Reppy, Nonsuperfluid Origin of the Nonclassical Rotational Inertia in a Bulk Sample of Solid ^4He , *Phys. Rev. Lett.* **104**, 255301 (2010).
- [35] J. R. Beamish, Supersolidity or quantum plasticity? *Physics* **3**, 51 (2010).
- [36] H. Wioland, E. Lushi, and R. E. Goldstein, Directed collective motion of bacteria under channel confinement, *New J. Phys.* **18**, 075002 (2016).
- [37] K.-T. Wu, J. B. Hishamunda, D. T. N. Chen, S. J. DeCamp, Y.-W. Chang, A. Fernández-Nieves, S. Fraden, and Z. Dogic, Transition from turbulent to coherent flows in confined three-dimensional active fluids, *Science* **355**, eaal1979 (2017).
- [38] F. G. Woodhouse and R. E. Goldstein, Spontaneous Circulation of Confined Active Suspensions, *Phys. Rev. Lett.* **109**, 168105 (2012).
- [39] M. Theillard, R. Alonso-Matilla, and D. Saintillan, Geometric control of active collective motion, *Soft Matter* **13**, 363 (2017).
- [40] S. P. Thampi, A. Doostmohammadi, T. N. Shendruk, R. Golestanian, and J. M. Yeomans, Active micromachines: Microfluidics powered by mesoscale turbulence, *Sci. Adv.* **2**, e1501854 (2016).
- [41] S. Fürthauer, M. Neef, S. W. Grill, K. Kruse, and F. Jülicher, The Taylor-Couette motor: Spontaneous flows of active polar fluids between two coaxial cylinders, *New J. Phys.* **14**, 023001 (2012).
- [42] A. Einstein and W. J. de Haas, Experimental proof of Ampère's molecular currents, *Deutsche Phys. Ges. Verh.* **17**, 152 (1915).
- [43] J. Słomka and J. Dunkel, Generalized Navier-Stokes equations for active suspensions, *Eur. Phys. J. Spec. Top.* **224**, 1349 (2015).
- [44] H. Wilber, A. Townsend, and G. B. Wright, Computing with functions in spherical and polar geometries II. The disk, *SIAM J. Sci. Comput.* **39**, C238 (2017).
- [45] M. Z. Bazant, B. D. Storey, and A. A. Kornyshev, Double Layer in Ionic Liquids: Overscreening Versus Crowding, *Phys. Rev. Lett.* **106**, 046102 (2011).
- [46] B. D. Storey and M. Z. Bazant, Effects of electrostatic correlations on electrokinetic phenomena, *Phys. Rev. E* **86**, 056303 (2012).
- [47] M. I. Tribelsky and K. Tsuboi, New Scenario for Transition to Turbulence? *Phys. Rev. Lett.* **76**, 1631 (1996).

- [48] M. I. Tribelsky, Patterns in dissipative systems with weakly broken continuous symmetry, *Phys. Rev. E* **77**, 035202 (2008).
- [49] G. M. Vasil and M. G. P. Cassell (unpublished).
- [50] H.-R. Jiang, N. Yoshinaga, and M. Sano, Active Motion of a Janus Particle by Self-Thermophoresis in a Defocused Laser Beam, *Phys. Rev. Lett.* **105**, 268302 (2010).
- [51] I. Buttinoni, J. Bialké, F. Kümmel, H. Löwen, C. Bechinger, and T. Speck, Dynamical Clustering and Phase Separation in Suspensions of Self-Propelled Colloidal Particles, *Phys. Rev. Lett.* **110**, 238301 (2013).
- [52] R. A. Simha and S. Ramaswamy, Hydrodynamic Fluctuations and Instabilities in Ordered Suspensions of Self-Propelled Particles, *Phys. Rev. Lett.* **89**, 058101 (2002).
- [53] D. Saintillan and M. Shelley, Instabilities, pattern formation and mixing in active suspensions, *Phys. Fluids* **20**, 123304 (2008).
- [54] M. C. Marchetti, J. F. Joanny, S. Ramaswamy, T. B. Liverpool, J. Prost, M. Rao, and R. A. Simha, Hydrodynamics of soft active matter, *Rev. Mod. Phys.* **85**, 1143 (2013).
- [55] M. Ravník and J. M. Yeomans, Confined Active Nematic Flow in Cylindrical Capillaries, *Phys. Rev. Lett.* **110**, 026001 (2013).
- [56] E. S. G. Shaqfeh and G. H. Fredrickson, The hydrodynamic stress in a suspension of rods, *Phys. Fluids A* **2**, 7 (1990).
- [57] M. Oppenheim, N. Otani, and C. Ronchi, Saturation of the Farley-Buneman instability via nonlinear electron $E \times B$ drifts, *J. Geophys. Res.* **101**, 17273 (1996).
- [58] M. Linkmann, G. Boffetta, M. C. Marchetti, and B. Eckhardt, Phase transition to large scale coherent structures in 2d active matter turbulence, [arXiv:1806.09002](https://arxiv.org/abs/1806.09002).
- [59] D. H. Rothman, Negative-viscosity lattice gases, *J. Stat. Phys.* **56**, 517 (1989).
- [60] A. Loisy, J. Eggers, and T. B. Liverpool, Active Suspensions have Nonmonotonic Flow Curves and Multiple Mechanical Equilibria, *Phys. Rev. Lett.* **121**, 018001 (2018).
- [61] S. Olver and A. Townsend, A fast and well-conditioned spectral method, *SIAM Rev.* **55**, 462 (2013).
- [62] C. Canuto, M. Y. Hussaini, A. Quarteroni, and T. A. Zang, *Spectral Methods in Fluid Dynamics* (Springer, Berlin, 1988).
- [63] D. J. Torres and E. A. Coutsias, Pseudospectral solution of the two-dimensional Navier-Stokes equations in a disk, *SIAM J. Sci. Comput.* **21**, 378 (1999).
- [64] L. Quartapelle and F. Valz-Gris, Projection conditions on the vorticity in viscous incompressible flows, *Int. J. Numer. Methods Fluids* **1**, 129 (1981).
- [65] See Supplemental Material at <http://link.aps.org/supplemental/10.1103/PhysRevFluids.3.103304> for simulation movies.
- [66] L. D. Landau and E. M. Lifshitz, *Fluid Mechanics: Landau and Lifshitz: Course of Theoretical Physics* (Elsevier, Amsterdam, 2013), Vol. 6, pp. 83–92.
- [67] N. D. Mermin, The topological theory of defects in ordered media, *Rev. Mod. Phys.* **51**, 591 (1979).
- [68] A. A. Lee, D. Vella, and J. S. Wettlaufer, Fluctuation spectra and force generation in nonequilibrium systems, *Proc. Natl. Acad. Sci. U.S.A.* **114**, 9255 (2017).
- [69] A. Sokolov, M. M. Apodaca, B. A. Grzybowski, and I. S. Aranson, Swimming bacteria power microscopic gears, *Proc. Natl. Acad. Sci. U.S.A.* **107**, 969 (2010).
- [70] R. Di Leonardo, L. Angelani, D. Dell’Arciprete, G. Ruocco, V. Iebba, S. Schippa, M. P. Conte, F. Mecarini, F. De Angelis, and E. Di Fabrizio, Bacterial ratchet motors, *Proc. Natl. Acad. Sci. U.S.A.* **107**, 9541 (2010).
- [71] H. Wioland, F. G. Woodhouse, J. Dunkel, and R. E. Goldstein, Ferromagnetic and antiferromagnetic order in bacterial vortex lattices, *Nat. Phys.* **12**, 341 (2016).
- [72] S. Tardu, *Wall Turbulence Control* (Wiley, New York, 2017).